

Hamilton

built for life

E2-SERIES EXAMINATION TABLES

OWNER'S MANUAL / PARTS LIST
MODEL 4K

Model No. _____

Serial No. _____

Inspected _____

Date Initials

HAMILTON MEDICAL FURNITURE CORPORATION
P.O. Box 1156 • 1700 W. St. Paul Ave.
Milwaukee, WI 53201
PHONE (800) 290-5960 • FAX (414) 342-4239
www.hamiltonmed.com

This manual should be read and understood before operating the table. The operator should become fully familiar with use of controls, positioning of the table and other features before using table with patients, Failure to do so could result in patient injury and/or damage to table.

Table of Contents

Section I General Overview

Scope _____ 3

Introduction _____ 3

Section II - Description

Specifications _____ 3

Pictorial Representation _____ 4

Features _____ 4

Section III - Operating Instructions

Electrical System _____ 5

Adjustments _____ 5

 Leg Rest _____ 5

 Back Rest _____ 5

 Stirrups _____ 5

 Pelvic Tilt _____ 5

 Foot Step _____ 5

Section IV - Product Care

Cleaning _____ 5

Storage _____ 5

Section V – Parts

Exploded Parts Diagram _____ 6

Parts List _____ 7

Limited Warranty

Hamilton Medical Furniture Corporation warrants its products hereunder to be free of defects in materials and workmanship for a period of one (1) year from the date of shipment. This warranty shall not apply in the event products are damaged as a result of: misuse, abuse, neglect, accident, improper application, modification or repair by persons not authorized by HMFC. Warranty will also be voided if date stamp on the product has been defaced, modified or removed. All implied warranties including but not limited to warranties of merchantability and fitness for a particular purpose are hereby excluded.

Purchaser remedy for any defective product(s) shall be limited to a refund, replacement or adjustment by HMFC of required part(s) at HMFC's option. HMFC will not warrant, in any event a product damaged whether incidental, consequential or otherwise. Parts shipped as warranty will be invoiced at their cost. A credit to our customers account will be issued when defective part(s) are returned with serial number and purchase date verification.

HMFC reserves the right to make any changes in design which, in our option will improve the appearance and general construction as well as performance of our products. We also reserve the right to make substitution of critical materials if shortages develop.

This warranty applies unless considered unenforceable or unlawful under applicable law.

Section I - General Overview

Scope

The Purpose of this manual is to familiarize the operator with the operation of the E-2 Examination table. Included is a general outline of Specifications / features, along with instructions for operation and normal care.

Introduction

The E-2 has been designed for patient comfort as well as physician convenience, comfort and efficiency.

The back rest elevation adjustments are controlled by activation of levers on either side of the table.

A pullout leg rest and treatment pan is provided for versatility and patient comfort.

**Stirrups adjust for patient comfort, then lock securely into place. When not in use they will tuck neatly underneath leg extension.

**An illuminated On-Off Switch is located at the head end of the table. This switch turns off the power to the warmer only. The drawer warmer maintains an instrument temperature of 96 to 100 degrees Fahrenheit.

**A hospital grade duplex outlet is provided for the physician's convenience. The duplex outlet is located along with the illuminated switch at the head end of the table. The On-Off switch does not control the outlets, only the drawer warmer.

**Two position pelvic tilt is provided to assist in certain procedures.

Two drawers provide generous storage. Three additional drawers may be ordered as a option.

Paper, for sanitary protection of patient and table top, is dispensed from a roll located at the head end of the table. Additional storage is provided below the back rest section.

Models 4K comply with Underwriters Laboratories Standards 544 and listed as Medical Equipment, Professional.

** *Item(s) offered as options*

Section II – Description

Specifications

E-2 Standard
E-2 Custom
E-2 Millenium

Base Dimensions: 32 Inches (Height)
22 7/8 Inches (Width)
45 1/2 Inches (Length)

Top Dimensions: 29 1/2 Inches (Width)
55 Inches (Length)

Leg rest Dimensions: 20 1/4 Inches (Width)
19 1/4 Inches (Length)

Treatment Pan: Injection-molded polycarbonate

Electrical Rating: 120-Volt, 60 Cycle ²

Top Construction: Vinyl formed and upholstered over foam on heavy duty substrate.

Metal Finish: Chemical-resistant epoxy powder coat

Laminate: .030" High pressure plastic laminate

Standards: Comply with Underwriters Laboratories Standards 544 and listed as Medical Equipment, Professional.

Color: See color guide for current choices.

Paint: Chameleon (light gray) standard color.

Laminate: Gray (Standard color) or choice of available colors.

Vinyl: Choice of available colors

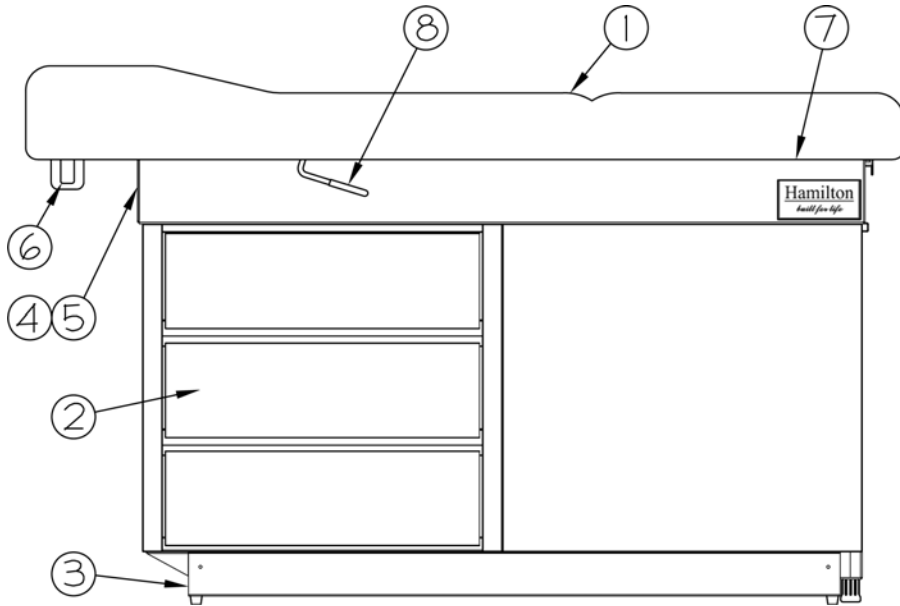
Accessories: Accessories

Bierhoff Crutches	90K20
Duplex Electrical System	59K14
Instrument Warmer ²	95K18
Stirrup System	95K17
Treatment Cabinet	14K735
Matching Stool	18K25

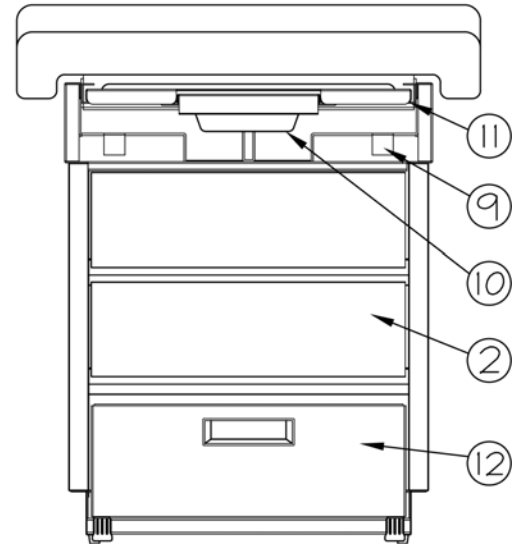
² **Only available with duplex electrical system.**

Pictorial Representation

Side View:



**Front View
(Foot End):**



Features

1. **Upholstered Top Construction** - Vinyl formed to provide a contoured and seamless top surface with vertical sewn corners.
2. **Storage drawers.**
3. Sturdy metal base with foot space.
4. ****Convenience Outlet (not shown)** - A hospital grade duplex outlet is conveniently located at table's head end.
5. ****On-Off switch (not shown)** - Illuminated rocker switch controls drawer warmer only. Switch lights red when placed in the "On" position.
6. **Paper Dispenser** - Patient protective paper is dispensed from roll mounted at the head end of the table.
7. ****Pelvic Tilt** - A 10° pelvic tilt to the foot section of top. All adjustment procedures can be performed from either side of the table.
8. **Position Adjustment** - The back may be adjusted from the horizontal position to 85°.
9. ****Stirrups** - The stirrups are capable of 5 lateral locking positions with numerous pull out locking position (up to 17 inches). Stirrups are preset to a fixed height, however fold downward and will slide underneath treatment slide for storage.
10. **Treatment Pan** - Tray is stored underneath leg rest/pan cover. The tray is easily removable for cleaning.
11. **Leg Rest/Pan Cover** - Manually adjustable. Extends up to 17.5 inches when used as a leg rest
12. **Foot Step** - Heavy duty pull-out foot step.

**** Item(s) offered as options**

Section III – Operating Instructions

Electrical System**

A hospital grade duplex outlet is conveniently located at table's head end. The table is equipped with a power supply cord having a hospital grade plug. Connect power supply cord to an equivalent grounded hospital grade receptacle.

Danger

1. Electrical grounding instruction: The power supply cord has a three prong hospital grounding plug. Grounding reliability can only be achieved when connected to an equivalent receptacle, marked "Hospital Grade". An Electrical hazard may result if the ground plug is removed or otherwise defeated.

2. If the table malfunctions, immediately unplug power supply cord from receptacle, and assist patient from the table.

3. The E-2 table is not explosion-proof. Do not use it in an explosive or oxygen-enriched atmosphere. Using the table under such conditions could cause personal injury and equipment damage

Manual Table Adjustments

Leg Rest

With a simple push or pull of the pan cover, this dual purpose assembly serves as either a leg rest or treatment pan. When not in use the leg rest stores neatly underneath the upholstered table top. All pieces easily removable for cleaning.

****Item(s) offered as options**

Section IV – Product Care

Cleaning

Painted surfaces, plastic drawers, panels, and vinyl upholstery may be cleaned with a mild soap and water solution. After cleaning, the surface should be wiped with a water-dampened cloth or sponge.

Caution: Do not use alcohol-based cleaning products. Alcohol will cause vinyl to dry and crack.

Back Rest

The back rest is fully adjustable from the horizontal position to 85°, by releasing the lever on either side of the top. The lever controls a pneumatic cylinder which assists in lifting the top. To lower the top, lift up on the control lever and gently push the top down to the desired position.

****Stirrups**

Stirrup lateral positioning is adjustable. When not in use, the stirrups can be folded downward and slid underneath the leg extension. To extend stirrup lift the extension bar slightly while withdrawing the stirrup. Once stirrup is extended to desired length, unfold to achieve the upright working position. The stirrup will lock firmly in place when patient applies weight of foot. The lateral movement is capable of five self-locking positions. When changing lateral position, lift extension bar slightly while moving laterally. The five self-engagement points will be easily felt.

****Pelvic Tilt**

Pelvic tilt is adjustable from the horizontal position to a 10° incline angle. In order to apply the pelvic tilt lift the seat section firmly, allowing the automatic locking device to engage. To return the seat section to the horizontal position, lift the foot section and push the pelvic tilt rod toward the table's head end.

Foot Step

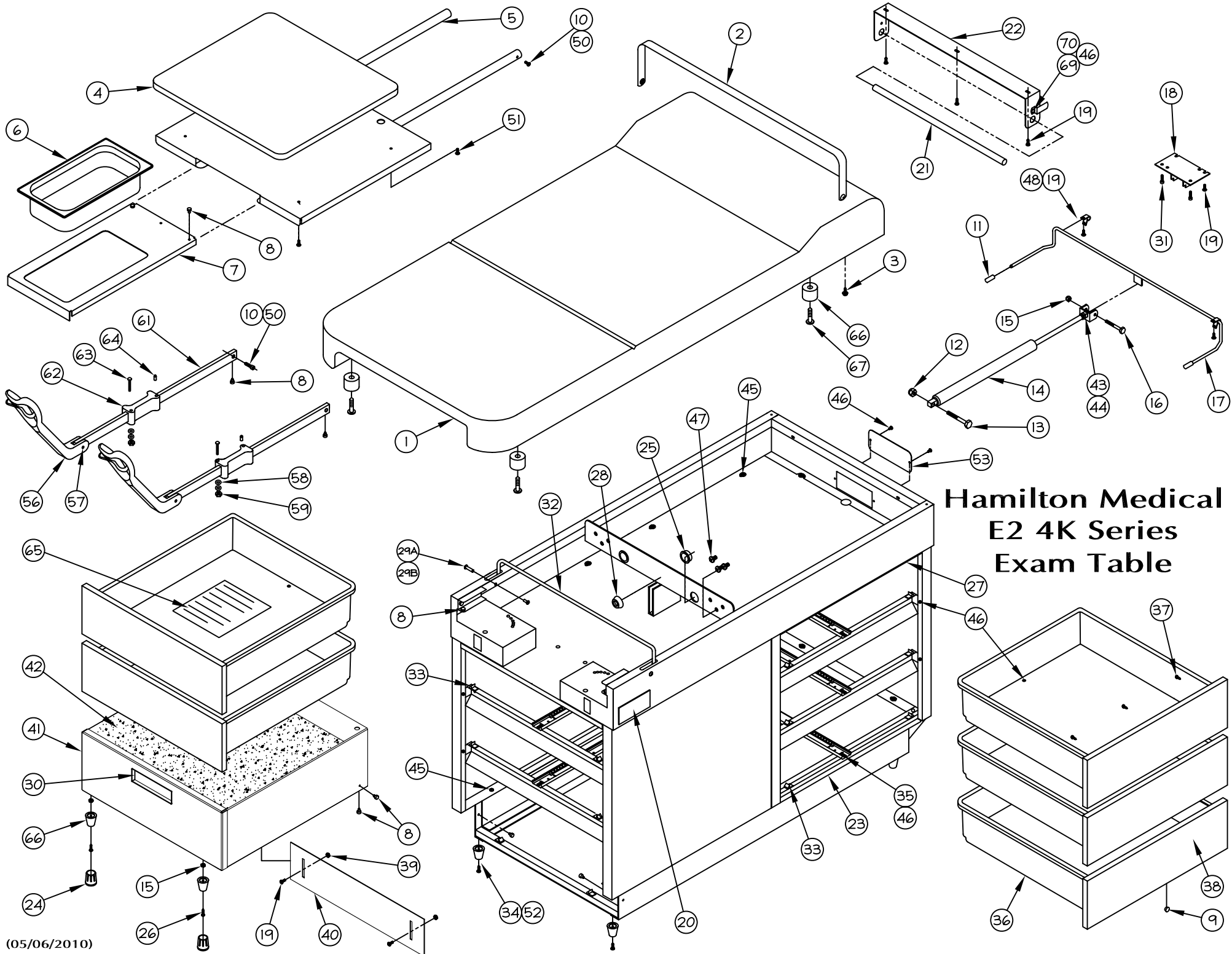
The foot step may be extended by pulling outward. When fully extended, foot step will drop slightly and lock into place. Caution must be taken to ensure foot step is in locked position before use. Foot step may be returned to stored position by lifting upward and then pushing inward.

Storage

The table can be stored indefinitely with the following precautions:

Drape a cover over table to prevent dust/dirt from collecting on the table.

Storage area should be within a temperature range of 40° F (4° C) to 100° F (38° C) and a humidity range of 40% to 85% R.H. Prolonged storage of a table outside these condition ranges could decrease the life of some components.



**Hamilton Medical
E2 4K Series
Exam Table**

Section V – Parts List

ITEM #	PART #	DESCRIPTION	QTY	ITEM #	PART #	DESCRIPTION	QTY
1	90K533	TOP, EMBOSSED	1	29A	1006MPT	BARREL NUT SCREW	2
	-2	SLATE BLUE		29B	4037	TRUSS BARREL NUT	2
	-3	CLAMSHELL		30	RP-100	FOOT STEP HANDLE	1
	-5	PORT		31	38861	SHCS 10-24 x 1"	2
	-7	EMERALD		32	302823	ROD, PELVIC TILT	1
	-8	DEWBERRY		33	18095	DRAWER GUIDE	12
2	193138	CUTTER, PAPER	1	34	17548	CASE FOOT	4
3	16655	DOT FASTENER	2	35	302629	GLIDE, DRAWER	5
4	302873	COVER, LEG EXTENSION	1	36	43350	DRAWER BODY	5
	-2	SLATE BLUE		37	4013	LOW ROOT SCREW	25
	-3	CLAMSHELL		38	302651	DRAWER, FRONT	5
	-5	PORT		39	26294	LOCK NUT, 10-24	2
	-7	EMERALD		40	802561	STOP, FOOT STEP	1
	-8	DEWBERRY		41	802562	FOOT STEP (800LBS.)	1
5	302878	EXTENSION, LEG	1	42	303506	FOOT STEP MAT	1
6	61757	PAN, TREATMENT	1	43	302846	CLEVIS, GAS CYLINDER	1
7	302874	PAN DRAWER	1	44	25739	NUT, HEX M10 x 1	1
8	160787	BUTTON, NYLON	14	45	302799	PPHMS, #10 x 3/8"	30
9	12942	BUMPER, RUBBER	5	46	29229	POP RIVET, 5/32	14
10	5085	SHCS ¼-20 x ½"	4	47	3953108	PPHMS, 5/16-18½	6
11	57953	CAP, VINYL LONG	2	48	14525	CLAMP, TRIP ROD	2
12	25699	3/8-16 HEX LOCK	1	50	160884	CAP, VINYL SHORT	4
13	32685	3/8-16 x 1-¼" HHCS	1	51	3941006	PPHMS, 10-24 x 3/8"	4
14	40929	CYLINDER, GAS	1	52	1940810	LEVELER SCREW	4
15	26283	LOCK, NUT 1/4-20	1	53	303050	COVER PLATE	1
16	34065	1/4 -20 x 2" PPHMS	1	56	302925	STIRRUP	2
17	302982	TRIP ROD, GAS	1	57	27463	ROLL PIN	2
18	302849	MOUNT PLATE, GAS	1	58	302658	BELLVILLE WASHER	4
19	3941012	PPHMS 10-24 x ¾"	9	59	302659	LOCK NUT, 5/16-18	2
20	303254	LABEL	1	61	303177	STIRRUP BAR	2
21	302908	DOWEL ROD 22"	1	62	302592	DOG BONE	2
22	302907	BRACKET, PAPER	1	63	302657	PPHMS 5/16-18 x 2½"	2
23	302738	WEAR STRIP	1	64	302617	DOWEL PIN, ¼"	2
24	021G	LET TIP, RUBBER	2	65	303170	OPERATION MANUAL	1
25	4022	SNAP BUSHING	2	66	303145	STAND OFF	6
26	34107	¼"-20 x 1"	2	67	5941016	STAND OFF SCREW	4
27	302565	TOP DRAWER VALANCE	1	69	158091	CLIP	2
28	12881	BUMPER, RUBBER	1	70	0150-38	NYLON WASHER	2

E2 Series

The Hamilton Medical series of traditional exam tables and accessories offer a cost effective solution to the never ending need for cost containment in today's competitive healthcare market.

Features

- Metal finish (chemical resistant epoxy powder coat (chameleon))
- Load: 500lbs. evenly distributed
- Integrated treatment slide-basin leg rest system
- Extra large pullout footstep (19.5in. x 17in.)
- Slide-out treatment basin
- Ster-O-Sheet paper roll holder and cutter
- Seamless upholstered top

Dimensions: Height 32in. Width 29in. Length 72in.

- Heavy duty welded base (ideal for bariatric use)
- Spacious front storage drawers
- Articulating backrest
- Upholstery available in 5 standard vinyl colors (custom colors available)
- ExamCenter upgrade (optional)
- Instrument warmer (optional)
- Bierhoff crutches (optional)
- Stainless steel treatment/drain pans (optional)



E2 Deluxe
All features of the Millennium model plus:
• Hospital-grade electrical outlet
• Optional custom top (pictured)



E2 Custom
All features of the Standard model plus:
• Three additional side drawers in right-hand or left-hand configuration

E2 S2
All features of the Standard model plus:
• Six position stirrups
• 10 degree Pelvic tilt

Medallion Series

The Hamilton Medical series of power exam tables and accessories are designed with the needs of the physician, patient, and healthcare staff in mind.

Features

- Metal finish (chemical resistant epoxy powder coat (chameleon))
- Max load 400lbs. evenly distributed
- Integrated treatment slide-basin leg rest system
- Slide-out treatment basin
- Ster-O-Sheet paper roll holder and cutter
- Upholstery available in 5 standard vinyl colors (custom colors available)
- Seamless upholstered top

Dimensions: Height 24in.-37in. Width 29in. Length 72in.

- Articulating backrest
- Powered height position with quiet electromechanical drive
- Powered back position with quiet electromechanical drive (optional)
- Foot control and duplex electrical outlet
- ExamCenter upgrade (optional)
- Instrument warmer (optional)
- Bierhoff crutches (optional)
- Stainless steel treatment/drain pans (optional)



Medallion I with accessories

Medallion I
• Gas-spring assisted tilt backrest
• ExamCenter configuration available



Medallion II ExamCenter configuration

Medallion II
• Powered-backrest assist
• Pelvic Tilt and Stirrups
• ExamCenter configuration available

Versatility Series

The Hamilton Medical series of fixed and variable-height treatment tables feature two different table base designs which maximize patient comfort while maintaining optimal efficiency of floor space.

Features

- Seamless, vinyl top, easy to clean, stain resistant
- Comfortable, high-density foam
- Ster-O-Sheet paper roll holder and cutter
- Powder-coated steel frame
- Heavy duty steel base for durability and easy maintenance

Dimensions: Non Powered: Height 30in. Width 29in. Length 72in or 78in. Powered: Height 24in.-37in. Width 29in. Length 72in. or 78in.

- Ships fully assembled
- One or two all-steel two-drawer units (optional)
- Extended length 78" top (optional)
- Upholstery available in 5 standard vinyl colors (custom colors available).



Treatment Tilt Top with optional drawer unit

Treatment Tilt Top
• Reinforced cross-base frame design
• Gas-spring assisted back
• Infinite position, Tilt-top
• Load: 500 lbs. evenly distributed
• Outrigger design with adjustable leveling feet



Bariatric Flat Top

Bariatric Flat Top
• Reinforced cross-brace frame design
• Load: 800 lbs. evenly distributed
• Outrigger design with adjustable leveling feet

About Cabinetry Solutions

Features

- Welded die-formed steel cabinet body
- High-pressure plastic laminate work surface
- Seamless coving of work surface at backsplash
- Sanitary self-edged sink
- Ideal 17in. depth.




27in. Treatment Cabinet


Hamilton Medical's TimeLine™ cabinets are designed to meet the specific needs of the medical profession. We know you have many demands on your time, so we engineered TimeLine Cabinets efficiently - in design and function. TimeLine cabinets are designed to be modular. That way, you can design a system that fits your space, your storage needs - and your budget. TimeLine professional cabinets can be easily removed, reinstalled, and matched to any new cabinetry. The modular cabinetry line includes mobile procedures unit, waste receptacles, mobile and free-standing treatment cabinets, overhead cabinets, sink cabinets and modular desk units.

V2 Series

The Hamilton Medical Basic series of fixed-height flat and adjustable back treatment tables feature a sturdy base design which maximizes patient comfort while maintaining optimal efficiency of floor space.



V2 Standard #6K50F



V2 Standard Shelf #6K50FS



V2 Standard Drawer #6K50FD

V2 Flat Top #6K50F

V2 Flat Top with optional shelf unit #6K50FS


V2 Flat Top with optional drawer unit #6K50FD



V2 Adjustable Back #6K57A



V2 Adjustable Back with Shelf #6K57AS



V2 Adjustable Back with Drawer #6K57AD

V2 Tilt Top #6K57A

V2 Tilt Top with optional shelf unit #6K57AS

V2 Tilt Top with optional drawer unit #6K57AD

Specifications

- Height: 30in. (76.2cm)
- Width: 28in. (71.1cm)
- Length: 72in. (182.9cm)
- Weight: 74 - 198lbs. (33.6 - 89.8kg)
- Load: 400lbs. (181.4kg)

Standard Features

- Available on all V2 models
- Seamless top, easy to clean, stain resistant upholstery
 - Comfortable, medium-density foam
 - Ster-O-Sheet paper roll holder
 - Reinforced H-brace for superior strength and stability
 - Powder-coated steel
 - Adjustable leveling feet

Options

- All-steel two-drawer units
- Full-length shelf beneath table
- Pneumatic elevating backrest
- 25in. (63.5cm) and 36in. (91.4cm) fixed-height models available

Accessories

- Step stool
- Step stool with hand rail
- Examination stools
- Guest/patient chair
- Treatment cabinet
- Waste management receptacle

Colors

- Upholstery available in 5 standard vinyl colors
- Custom colors available

**Due to the limitations of the printing process, actual colors may vary slightly*

Hamiltonmedical

P: (800) 290-5960 F: (414) 342-4239

www.hamiltonmed.com

About Room Accessories

Blood Drawing Chairs

Heavy-duty steel base with two, height adjustable chair armrests and durable, fiberglass-reinforced seat for patient comfort and security. Easy to clean surface, two-position armrest for patient immobility, easy access and superior safety.



Stools

Multiple options with industry-proven reliability, style and value. Order with aluminum or black, composite five-leg, caster base, with or without backrest. Adjustable height ranges from 17in. to 22in.



Side Chairs

Comfortable 18in. wide seating for your patients, specifically designed for the exam room, waiting room, and front office. Durable and cost-effective.



Chairs include "Wall-saver" leg design to avoid damage with seating close to walls, easy to clean, seamless upholstery, and a durable, power-coated, welded frame.